

South Shore Line

Land Use and General Characteristics

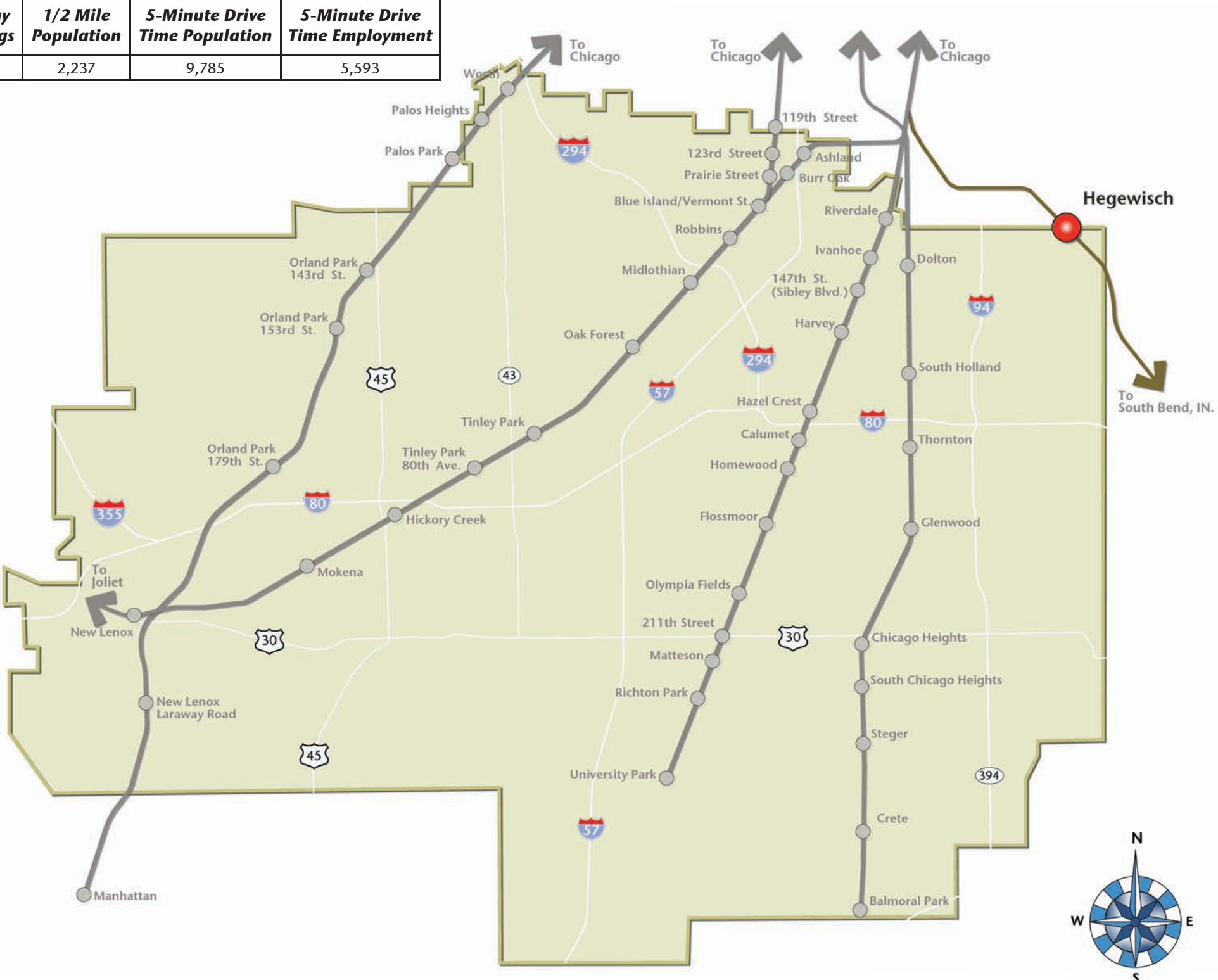
The South Shore Line is an interstate transit service operated by NICTD between Chicago’s Millennium Station and South Bend Regional Airport in Indiana.

The Chicago Southland Transit Region Initiative focuses on Hegewisch station, the easternmost stop in Chicago. The station is surrounded by several heavy industrial facilities (e.g. Calumet Harbor Lumber Mill, Azcon Corporation) and intermodal facilities serving Illinois and Indiana. New commercial and higher density residential development had been built in the last few years near the station area (e.g. Burger King, Senior Suites of Hegewisch)




Market Context

The station exhibits very strong characteristics with an emphasis on ridership, acceptable median incomes and the proximate employee population. While opportunities will be available, the ability to assemble land will be the key hurdle for successful development.

South Shore Line				
Station	Weekday Boardings	1/2 Mile Population	5-Minute Drive Time Population	5-Minute Drive Time Employment
Hegewisch	1,449	2,237	9,785	5,593



LEGEND

-  South Shore Line
-  Hegewisch Station
-  SSMMA Service Area

South Shore Line | STATION AREA MAP